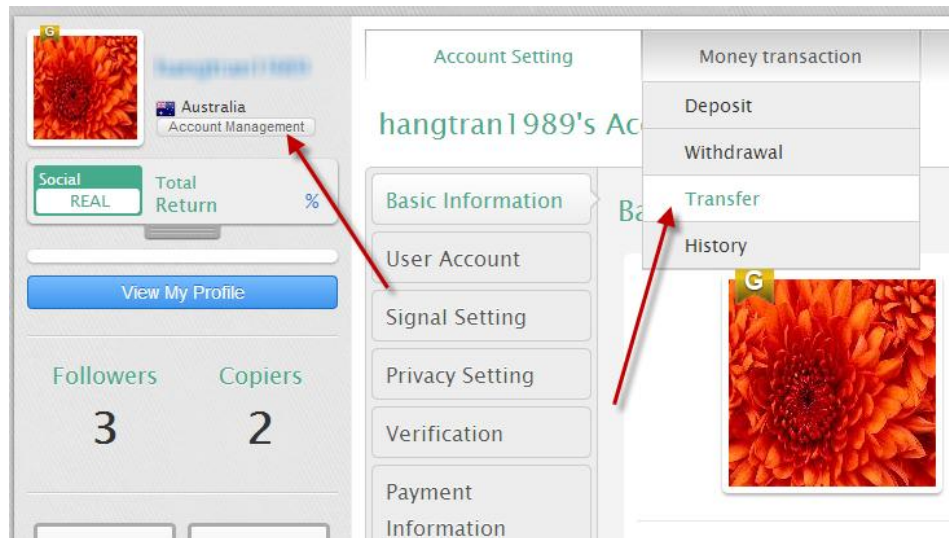


HOW TO TRANSFER MONEY BETWEEN ACCOUNTS

Step 1: Log in your account at NatureForex homepage

Under “**Account Management**”, select “**Money Transaction**”, select “**Transfer**”

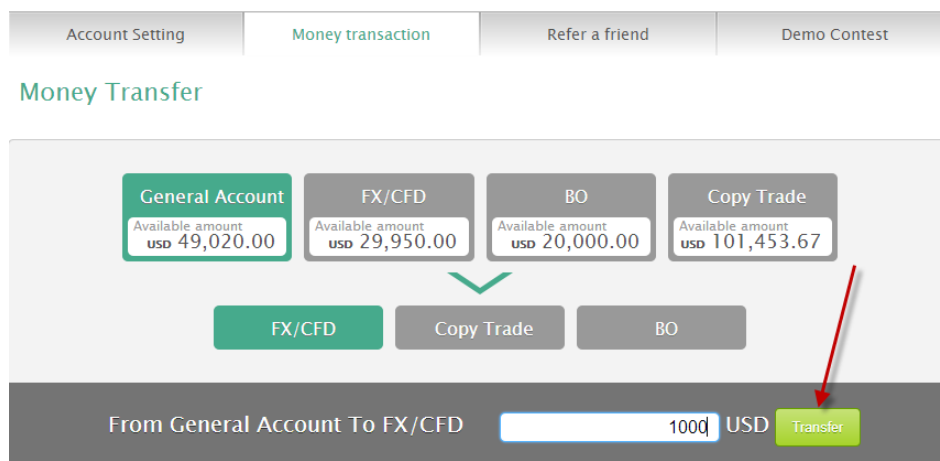


Step 2:

The screen will appear like below. You will have access to 4 types of account: General Account, FX/CFD Account, Binary Option, Copy Trade.

Generally, you can internally transfer money between these accounts for flexible trading. The green boxes above indicate the accounts are in transfer progress (for the example, we will transfer from “General Account” to “FX/CFD Account”).

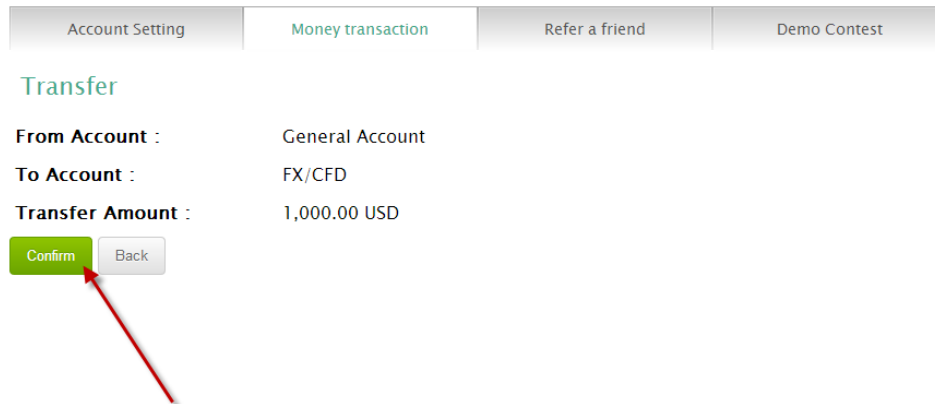
- Enter the money in the box
- Click “Transfer”



*****Note:**

- The only type of currency to trade BO is USD. As the result, if your account base currency is not USD, when you transfer money from other account to BO account, the exchange rate will be applied (This is the real – time bid price of currency pair).
- To withdraw money from other accounts rather than General Account, you are required to transfer money from other accounts to General Account and make the withdrawal request.

Step 3: Click “Confirm” at the next screen.



Step 4: The confirmation message will appear after you finish the transaction:

